

The Mitten

by Jan Brett



Sponsored by:
saintsbasedball.com
stpaulfarmersmarket.com

© 2018 FriendChip Farm

Name: _____


Find more fun learning activities at:
friendchipfarm.com

thatch - Find a picture of this word (similar to this drawing).

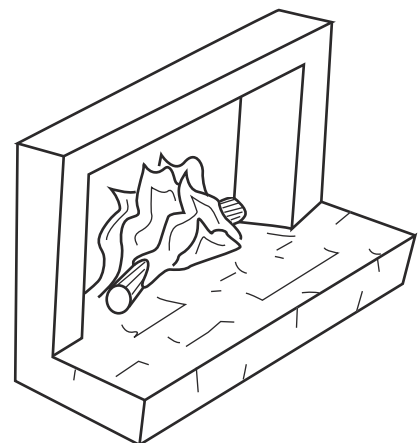



Friendly Wolf

hearth- Find a picture of this word (similar to this drawing).




Papa Pig





Big Bad Wolf

tunic - Find a picture of this word (similar to this drawing).



1

To make booklet: Print booklet pages (back to back). Cut on dashed line. Fold each section in half to make crease. Open flat. Place front and back cover page face down. Then assemble booklet in number order. Staple at fold using two staples. (You might need to roll booklet cover slightly to fit under stapler.)

To use the booklet (with your own copy of the book): **First,** review the definitions of each word (below). **Next,** study the pictures in this booklet. **Then,** as you read the book, try to find a picture of each word in the artwork - not in the printed text. **Finally,** color the pictures in this booklet to review the words.

Definitions- (explain in simple terms to your child)

1. mullion- the vertical division of a window (paired with the horizontal division called a transom). Used for support or decoration
2. fringe- a decorative edge of threads, cords, or strips
3. suspenders- supporting bands, worn across the shoulders to hold up pants, skirts, etc.
4. cord cleat - a piece of metal or wood having projecting arms or ends on which a rope or cords can be wound or secured.
5. shutters- a hinged cover or screen for a window- mostly used today for decoration.

6

talon- Find a picture of this word (similar to this drawing).



Momma Pig

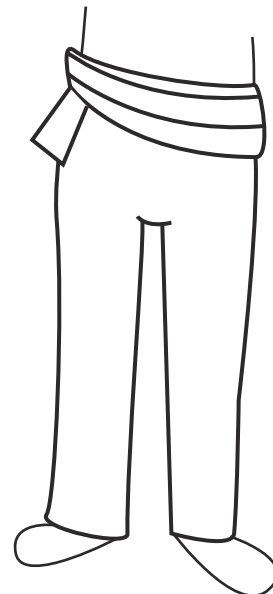


3

sash - Find a picture of this word (similar to this drawing).



Baby Pig



4